



HOW TO GET YOUR PARISH INVOLVED

This is an exciting time for your parish. The fact that you are hosting this Kids Club means that you are intentionally investing in the lives of your young parishioners. However, sometimes it can be difficult to get the rest of the Church community involved in what you are doing. Here are 5 ways to help the people in your parish be a part of this great work.

MAKE A KIDS CLUB DISPLAY

Set up a bulletin board with pictures, posters and quotes from your Kids Club. Update it every month with the featured saint, a couple new pictures, and the theme poster. It is a simple and effective way to show the rest of the parish what has been going on with the Kids Club over the past month. Ask to put it in a prominent spot in the church welcoming area, and you'll be surprised how many different people take the time to look it over. You could also have a little table beside it to feature some of the kids' crafts.

TALK ABOUT IT

This may seem self-explanatory, but you need tell people about what is going on in the Kids Club. It's hard for the parish to be involved if they don't know when it is or what is going on. Make announcements at Mass, insert a note in the bulletin, and put a couple posters up. Remind the people in the parish that you all need to support each other in the shared mission of helping the kids thrive in their faith.

KICK-OFF THE YEAR WITH A SPECIAL CELEBRATION

Everyone loves food and most people love a good party, so why not have an "Ice Cream Sunday Stand" or even a pancake lunch after Mass one day. Involve some of the kids to help serve and host it. It could be a fundraiser or just a fun community event. It doesn't have to be complicated. Just buy a few buckets of vanilla ice cream, caramel sauce, and some sprinkles and invite parishioners to come and support the Kids Club. It will give the kids the opportunity to meet more people in the parish community as well.

ASK PEOPLE TO PRAY

Get a prayer list out and ask people to start praying for the kids who will be at your Kids Club. Find the prayer warriors in your parish send them specific intentions throughout the year. You could even organize Eucharistic adoration for the specific purpose of praying for the kids in your parish. Get the kids and their families to come too. A parish that prays together, stays together.

GET ONLINE

In this digital age, most people turn to the Internet for all their information, so be sure to get plugged into your parish facebook page or website. Go where the people are. Whether that means setting up a Kids Club Facebook page or even an Instagram account, show parents and other young people what the kids in the parish are doing. You can also use it to post reminders about the Cat.Chat Challenges or when next Kids Club is being hosted. It's important to stay connected to the other families in the parish, and being online is often the best way to do that.

"PRAY, HOPE, AND DON'T WORRY."

- ST. PADRE PIO



Lesson 1

EXPLORING

JESUS



**“Life with Christ is a
wonderful adventure.”**

St. John Paul II



OPENING ASSEMBLY



Print off the Theme Poster and post it up.

Play the theme song "The Ultimate One" as kids are entering the main area.

Welcome everyone! I'm so glad that you decided to join the Cat.Chat Kids Club team!

We're here because we are explorers getting ready to go on an adventure.

My name is _____ and I'll be your travel guide for this year.

Together, we're going to explore some of the treasures of our faith!

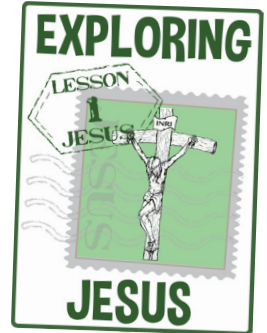
First, we are going to learn a team cheer.

I'm going to say: "WE ARE EXPLORING" and you all reply

"WHAT WE BELIEVE!" Let's try it!

Leader: WE ARE EXPLORING...

Kids: WHAT WE BELIEVE! Repeat it again, louder each time.



Theme Poster available for download

This lesson, we will explore a little more about Jesus, and how we can keep him at the center of our life!

Opening Prayer: In the name of the Father and of the Son and of the Holy Spirit. Jesus, thank you for bringing us together for this Kids Club. We ask you to be with us as we begin to explore some of the amazing treasures of our faith. Jesus we need you. Amen.



ACTION SONG: THE ULTIMATE ONE



This song reminds us of some of the incredible things that Jesus does for us, and how He really is the Ultimate Superhero!



Play this video from your Kids Club DVD or download from catchatkidsclub.com.

This song can be repeated during the closing assembly.

THE ULTIMATE ONE ©Gerald Montpetit

Chorus:

**J.E.S.U.S (repeat), A Hero (repeat),
To believe (repeat) He is the Ultimate One.**

Verse 1:

Jesus is better than a Superhero.
He's greater than any on TV.
His word sharper than a two edged sword.
No one compares with Him.

Chorus

Verse 2:

Jesus can walk on water.
He can even calm a storm.
He has turned water into wine
No one compares with Him.

Chorus

Verse 3:

Jesus can heal the sick.
He can even raise the dead.
He loves us with the greatest Love.
No one compares with Him.

Chorus



VIRTUE VIDEO



Play the 6 minute Virtue Video: TRUST.



(OPT.) VIRTUE DEMONSTRATION SCRIPT

If you prefer to do your own live demonstration after the video, please use the script below.

You'll need:

- ☐ A blindfold
- ☐ A stool

Ask:

Who can tell me what the word “trust,” means?

Having complete confidence in a person or a plan, having faith, believing in someone, etc.

Who are some people we put our trust in?

God, our friends, our parents, bus drivers, pilots, etc.

Explain:

When we travel on an adventure, we put our trust in the guide that he will take us to our destination safely! The guide trusts that the map he is using has all the correct instructions in order to get everyone from point A to point B without any problems. That is an example of trust. Trust is when you hand over a situation to someone or something. It sounds easy, but sometimes it can be very hard to do.

Demonstrate:

I will need two volunteers.

Choose a small child and an adult volunteer.

I need (name of child) to stand in front of (name of adult) with your arms stretched out and legs straight. On the countdown, I want you to fall backwards and trust that (name of adult) will catch you.

Be prepared for adult to catch child under his/her arms.

Get the audience involved by having them countdown:

“3, 2, 1! Trust!”

Ask the child: **Was it easy for you to trust that (name of adult) would catch you? Why or why not?**

Ok, let's try something slightly different that will require a little MORE trust.

This time, (name of adult) will blindfold you.

Blindfold child.

Now, you can fall back again. “3, 2, 1! Trust!”

Are you ready for the next level of trust?

Now, step onto this stool. (Name of adult) is going to put this blindfold over your eyes.

Remember to stretch out your arms and keep your legs straight. Have adult volunteer ready to catch the child.

On the countdown, be prepared to fall. “3, 2, 1! Trust!”


Wow, way to go! That's amazing how much trust you had!

Explain:

When things are going well, it's a lot easier to trust God, but when times get harder, it takes a deeper level of trust. When we put our trust in God, we can be at peace knowing that God is in control. Knowing God is our loving and caring Father, we can trust Him more than anyone or anything in the whole world!



VITAL VERSE



You'll need:

- ☐ Vital Verse poster (*Download and post it up*)
- ☐ Vital Verse video (*See Kids Club DVD or download*)
- ☐ Catholic Bible

It's time for our Vital Verse!

Every lesson will feature an important scripture from the Bible that we can learn. The Bible is one of the most important treasures of our faith, and we are meant to reflect on God's Word as often as we can. There are so many messages that God wants to tell us, we just have to take the time to read and listen.

If someone asked you, "Who is Jesus?" what would you say? *Answers will vary.*

We have to remember that Jesus was a real person who walked the earth, just like you and I.

He's not a pretend character. He actually lived and breathed and ate and slept just like everyone else.

He was fully human, but he was also fully God! He had a mission to come and save us from our sins.

Our Vital Verse today is from John 14:6. It is something that Jesus said when He was teaching about how important it is to follow Him so that we can get to heaven.

**"I AM THE WAY
THE TRUTH
AND THE LIFE."
JOHN 14:6**



We are going to learn a song to help us remember the Vital Verse.
Play the Vital Verse Video.

Does anyone remember where this Vital Verse is from in the Bible? *John 14:6 (Show verse in Bible)*

Let's sing it as team, "I am the way the truth and the life." *Repeat 3X, louder each time.*

Who wants to try singing it on their own? Have 1-2 kids sing the Vital Verse, one at a time.

Show and Tell the Kids: You'll find the Vital Verse in your Activity Books.

You can also watch the Vital Verse Video and practice singing the song at home.

***Optional:* Next Kids Club, I'm going to give a prize to someone who can sing the Vital Verse.**



THE GOOD SHEPHERD

JESUS THE GOOD SHEPHERD - JOHN 10

When reading Bible Stories to children, it's important to engage as many of their senses as possible. When you appeal to their sense of sight, touch, taste, sound, and even smell, they are more likely to remember the story.

You'll need:

- ☐ Shepherd costume (*Brown cloak and staff*)
- ☐ Blindfold

This is the story of the Good Shepherd. Have a child dress up in the Shepherd costume and stand at the front. **What are some things that shepherds do?** They protect their sheep, they fight off wild animals, they lead their sheep to good places to eat and sleep, they keep them safe, etc.

The shepherd walks ahead of the sheep and leads them, and the sheep follow him because they recognize his voice. They will not follow a stranger; they will run away from him because they do not recognize the voice of strangers. The sheep trust the shepherd because they know he cares for them and wants to keep them safe. Jesus said that He is the Good Shepherd and He calls each one of His sheep by name. Have the shepherd repeat after you. The Good Shepherd says, "Come follow me (*insert a child's name*). You can trust me to take care of you."

Invite another child up to the front. I am going to blindfold you. Your job will be to see if you can recognize the voice of the shepherd. You can put two thumbs up when you hear the voice of the shepherd and shake your head (no) when you hear the voice of a stranger. Remember, the sheep knows the shepherd's voice and will not listen to anyone else. Have the shepherd sit with the other kids. Then one by one, point to different kids in the group to call out the child's name and say, "Come follow me (*name*)."

See if the child can recognize which is the voice of the shepherd. This is what Jesus wants us to do. He wants us to know his voice and listen to Him. Remove the blindfold. Shepherd stands up and goes back to the front.

A lot of people didn't understand what Jesus was trying to say, so Jesus said again, "I am the Good Shepherd. A thief comes only to steal and kill and destroy; I came so that they might have life and have it more abundantly. A Good Shepherd lays down his life for the sheep."

What would it mean to lay your life down for the sheep? To be willing to die for them, to sacrifice everything, etc. Jesus said that a hired man, someone who is not a shepherd and whose sheep are not his own, sees a wolf coming, leaves the sheep and runs away. It is only the shepherd who truly loves his sheep and will risk everything to make sure they are kept safe.

What we need to do is listen to our shepherd and trust that He will always lead us where we need to go. Thank the Shepherd and have him go back to his seat.



Connection Questions



Who is the Good Shepherd and who are the sheep? Jesus is the Good Shepherd and we are the sheep.
What words do you think of when you think of the shepherd? Strong, courageous, loving, trustworthy, etc.
What are some ways we can follow Jesus, our shepherd? Pray, read our Bible, take quiet time everyday, etc.
Why should we follow Jesus? He is God, He gives us eternal life, He is "the way the truth and the life," etc.



GAMES

WWJD RACE



THEME CONNECTION

Everyday there are choices we need to make. Sometimes it's hard to know what choice is the right one. One thing we can do is stop and and ask ourselves, "What would Jesus do?" This game will help us see what Jesus would do in different situations.

You'll need:

- ☐ 4 chairs

Prep:

- Place 2 YES chairs on one side and 2 NO chairs on the other side.

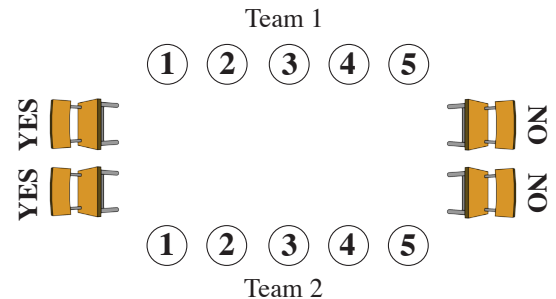
Game Instructions:

Divide the kids into two equal teams.

Have each team sit in a row on the floor so that the two teams are facing each other with about 6 feet between them. (See diagram)

Tell the kids:

1. Every player will get a number. There will be a player from each team with the same number.
2. I'm going to ask a question, and then I'm going to also call a number and the person from each team with the same number needs to answer the question by running and being the first to sit in the YES chair or NO chair closest to their team.
3. The first person to sit down on the correct chair gets a point for their team.
4. The first team to get 5 points wins.



WHAT WOULD JESUS DO GAME QUESTIONS

Would Jesus...

- Give food to someone who was hungry. Yes or No? Call out #4 (Yes)

Both #4 players from each team run to the YES chairs.

First one to sit on their YES chair gets a point for their team.

- Show respect to his parents. Yes or No? Call out #2 (Yes)
- Get angry when something did not go his way. Yes or No? Call out #5 (No)
- Stand up for someone who was being pushed around. Yes or No? Call #2 (Yes)
- Play games when he was supposed to do his chores. Yes or No? Call #3 (No)
- Spill juice on the floor and not clean it up. Yes or No? Call #1 (No)
- Share his lunch with someone who forgot theirs. Yes or No? Call #4 (Yes)
- Help his mom when she is having a hard day. Yes or No? Call # 2 (Yes)
- Make fun of someone at Kids Club. Yes or No? Call # 3 (No)
- Say a prayer for someone who is sick. Yes or No? Call #1 (Yes)
- Yell or shout when his mom is trying to rest. Yes or No? Call #5 (No)

(Add some of your own)



HERDING SHEEP



THEME CONNECTION


Jesus is the Good Shepherd. He always wants to keep his sheep safe from harm. However, often there are thieves who try and steal the sheep. In this game, the shepherds will try and herd the sheep before the thieves do.

You'll need:

- ☐ 20 white balloons or large, white styrofoam balls
- ☐ Whistle and tape

Prep:

- Blow up white balloons. *You may choose to draw little sheep faces on them.*
- Divide the room in half with a line of tape and place the balloons in the middle.



Game instructions:

Tell the kids:

1. Divide into 2 equal teams. One team will be the shepherds and the other team will be the thieves.
2. The goal of the game is to get as many “sheep” to your side of the room using only your feet. *(No hands)*
3. After 2 minutes of play, I will blow the whistle. We'll count the balloons on each side and award a point to the team with the most sheep. We'll play a few rounds.

JESUS IN THE MIDDLE



THEME CONNECTION

One of the most important decisions we will ever make is the decision to put Jesus at the center of our lives. Even when we're busy with so many other things, we always need to remember to put Him first. This game reminds us that Jesus always needs to be in the middle of everything we do.

You'll need:

- ☐ “Jesus in the Middle” game sheets *(Download and print)*
- ☐ Blindfolds *(1/team)*
- ☐ Tape and markers

Play the theme song “The Ultimate One” while the kids are playing.


Prep:

- Cut out the Jesus figures and put a small piece of tape on the back *(1/child)*
- Post up the game sheet on the wall *(1/team)*

Game Instructions:

Tell the kids:

1. Divide into teams of 3 or 4. Have each player write their initials on Jesus.
2. Blindfold the first person in your group and spin them around 3 times.
3. Point your teammate in the direction of the game sheet, and then step back and watch them try to place Jesus in the center of the circle.
4. Leave the Jesus figure taped on the sheet and blindfold the next player.
5. Once everyone has had a turn, check to see which player on each team was the closest to placing Jesus in the middle of the circle.





STAINED GLASS CROSS

THEME CONNECTION

Jesus died to set us free from all our sins. Whenever we look at the cross, it reminds us of His incredible love for us. These Stained Glass Crosses will hang in our windows as reminders of Jesus' sacrifice on the cross and how He is "the way the truth and the life".

You'll need:

- ☐ Colored construction paper
- ☐ Colored tissue paper
- ☐ Clear contact paper (*Can be purchased online or at craft stores*)
- ☐ Scissors
- ☐ (Opt.) *Stained Glass Cross Kits available at orientaltrading.com #IN-48/9220*

Prep:

- Cut the tissue paper into squares.
- Cut the colored construction paper into a cross outline. (*See template*)
- Cut the contact paper into rectangles to fit the cross. (*2/child*)


Activity:

Show a sample Stained Glass Cross and share the theme connection.


Tell the kids:

1. Lay a piece of contact paper on the table with the sticky side up.
The younger kids will need help with this.
2. Lay the cross outline on top.
3. Use the bits of tissue paper to fill in the center of the cross.
4. Lay another piece of contact paper on top with the sticky side down.
5. Cut around the cross outline and remove the extra contact paper.

Cross Template




Fold paper in half and cut along dotted lines.



**"You must accept your cross;
if you bear it courageously,
it will carry you to heaven."**

St. John Vianney





JESUS SURVIVAL KIT

THEME CONNECTION

Whenever you go on an adventure, it is always important to have a survival kit on hand. This Jesus Survival Kit is going to stay in our Kids Club room for the rest of the year to remind us that if ever something happens, Jesus will always be there to help us with whatever we need. You will all get to decorate the box together, and then we will fill it with the special supplies.

You'll need:

- ☐ Medium sized box or plastic container
- ☐ Stickers, colorful tape, permanent markers, etc.
- ☐ Band-Aids
- ☐ Tissues/Kleenex
- ☐ Antiseptic Wipes
- ☐ Mini flashlight
- ☐ Matches
- ☐ Duct tape
- ☐ Mini compass
- ☐ Water bottle
- ☐ Life Savers
- ☐ Jesus Survival Kit supply list & label (*Download and print*)




Activity:

Share the theme connection and read the descriptions for each of the items on the supply list. Tell the kids:

1. **Tape the Jesus Survival Kit label on the top of the lid.**
2. **Tape the supply list somewhere on the box and decorate the box together.**
3. **Fill it with the supplies and put it in the Kids Club room.**

Note: Depending on the size of your group, you may want to make 2-3 Jesus Survival Kits. (Boys and girls kits) You can also give one to your parish priest or have a prize draw for one of the kids to bring one home.



If time allows, have the kids cut and color their Vital Verse cards and bring them home in a small clear bag.

Tell the kids: Post these cards up in your home and it will make it easier for everyone in your family to learn and live the Bible verse.

These cards can be found in the Lesson 1 downloads.



SUPER SAINT: ST. PADRE PIO



The kids will need to use their Activity Books for the Super Saint and Challenge.

You'll need:

- ☐ St. Padre Pio saint card and poster (Available at www.catchat.ca or call 1-866-286-5433)
- ☐ Pocket Cross (1/child) (Order mini crosses online at orientaltrading.com #IN-27/468)
- ☐ Prayer poster (Download)
- ☐ Brown robe and 2 strips of fabric or gauze

Our Super Saint000000000 is **St. Padre Pio!** Invite a boy to wear the robe and wrap his hands with gauze. His name was Francesco when he was a young boy. He would even have chats with Jesus, Mary, and his guardian angel. He became a priest and many miracles happened through his prayers. He also had something called the stigmata, which means that he had the wounds of Jesus in his hands, his feet and his side. This is a special grace that only happens to some saints.

The **Super Saint Symbol** for St. Padre Pio is a small cross that you can keep in your pocket. Pass around a cross for the kids to see and tell them that they will receive one along with a saint card at the closing assembly. This will remind you of the sacrifice that Jesus made when He died, and how St. Padre Pio also had the same wounds that Jesus had on the cross.


Have a child or leader read the story on the back of the saint card.

Saint Trivia:

What country was Padre Pio from? *Italy*

What special wounds did he receive? *The Wounds of Christ, also known as "Stigmata." His hands, feet, and side bled for the rest of his life.*

What is something Padre Pio would often say? *Pray, hope, and don't worry.*



Our prayer today is going to be a little rhyme about our Super Saint Symbol. The cross in our pocket will remind us of Jesus' sacrifice and how much He loves us. Point to the Prayer Poster and read the rhyme.

I carry a cross in my pocket
A simple reminder to me
Of the fact that I'm a Christian
No matter where I may be

Ask the kids to open their Activity Books to the Jesus lesson.

You can show them the St. Padre Pio coloring page at the back of their book for them to color at home.

St. Padre Pio, pray for us!



(Opt.) Play the Super Saint video clip from the Cat.Chat TV Series Episode 2: Better Than a Superhero.



CAT.CHAT CHALLENGE



Now, it's time for our Cat.Chat Challenge! Are you Ready?!

First, who can tell me what a challenge is? *Something that motivates us, something that takes a lot of effort...*

Our Cat.Chat Challenge will help us to grow closer to Christ and live what we believe!

Show the Challenge in the Activity Book.

You'll need:


- ☐ Jesus diagram sheets (*Download and print*)
- ☐ Pen or pencil (*1/child*)

The Cat.Chat Challenge: Practice putting Jesus at the center of your life

THE INVITATION PRAYER

*Jesus, please come into my heart. I want you to be a
part of everything I think, say, and do.*

I want to put you at the center of my life. Amen



Give each child a sheet with the 3 circle diagrams on it and a pencil. Post the larger diagram pictures on the wall.

Do you see these three pictures? Each of them has Jesus in a different place. This circle represents our life.

In the first picture, draw yourself in the middle of the circle. Where is Jesus? *Jesus is outside the circle.*

Sometimes this can happen when we are busy with other things like sports and music and school and we forget to invite Jesus into what we're doing. Is this where we want Jesus to be?

Next, draw yourself in the middle of the second picture. Where is Jesus now?

He's a part of our life. We start to include Jesus into some of the things that we're doing, but not everything. He's still on the sidelines.

Finally, draw yourself in the middle of the third picture.

Jesus is at the center of your life and he is standing right beside you.

This is where Jesus wants to be everyday, but we have to invite Him and include Him in everything we do.

Pray the prayer with the kids from their books.

Challenge them to try and pray it everyday.

Go through the Adventure Goals with the kids.




Tell them to have a parent sign their goals when they've completed them.

Explain to the kids how the
Sticker Chart works in their Activity Book
and show them the prizes that
they can earn by completing their goals.

ADVENTURE GOALS

- ☐ Complete the Cat.Chat Challenge.
- ☐ Read the story of The Good Shepherd (John 10) with a parent.
- ☐ Post the Vital Verse Cards up in your home and memorize the verse.
- ☐ Share the story on the back of the St. Padre Pio card with someone, color the coloring page.
- ☐ Watch the Action Song, Vital Verse, and Virtue Videos online.



DONUT DELIGHT

THEME CONNECTION

All of these donuts have a hole in the middle to remind us that we always need to have a place to put Jesus at the center of our life. Jesus is like the donut hole (*Timbit*) who fills us with His love.

You'll need:

- ☐ Donut (1/child)
- ☐ Timbit/donut hole (1/child)
- ☐ (Opt.) Icing and sprinkles

Prep:

- If you buy plain donuts, have the kids put their own icing and sprinkles on it.




Activity:

Demonstrate the theme connection by placing the Timbit (donut hole) into the center of a donut. Distribute a donut and donut hole to each child.

Tell the kids:

1. **Put your donut hole inside your donut.**
2. **Eat and enjoy :)**

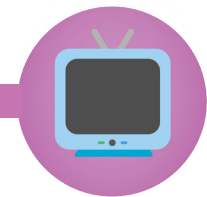


**“Take delight in the Lord,
and he will give you the
desires of your heart.”**

Psalm 37:4



OPTIONAL MOVIE



You may choose to extend your Kids Club by playing the Cat.Chat episode on Jesus: Better Than a Superhero.

BETTER THAN A SUPERHERO



Provide a comfortable area to watch this episode.

At the end of the movie, follow up with the discussion questions.

You can serve the snack while kids are watching the movie.

Moses the Cat decides to take his old bike for a spin.

When he ends up with a flat tire, Moses trusts Jesus that somehow everything will work out. The Cat.Chat family also explains the importance of putting our faith in Jesus and how He is the ultimate Superhero!

Kids will also learn about the Super Saint, St. Padre Pio.

DISCUSSION QUESTIONS

What was your favorite song in this episode?

Ultimate One, We Come to You, To Be Like Jesus, Celebrate Jesus, Jesus Fill My Heart

Who is Jesus for you?

My Best Friend, the Ultimate One, the Son of God, my Superhero, etc.

What are some miracles that Jesus did while He was on earth?

Turned water into wine, healed a blind man, raised people from the dead, etc.

What are some different names for Jesus?

King of Kings, Messiah, Savior, Lamb of God, Light of the World, etc.

Why is the Bible so important?

It is the Word of God, it tells us the story of salvation, it helps guide the way we think and the way we act, it tells us about Jesus, it is God's love letter to us, etc.




CLOSING ASSEMBLY



Thanks for being a part of this adventure today. We had so much fun discovering more about Jesus, but we can't forget that the adventure doesn't stop here! Every day we can keep learning more about Jesus! Let's do our team cheer! **"WE ARE EXPLORING... WHAT WE BELIEVE!"**
Have them repeat it again.

I'm so proud of all of you, and I can't wait to see how you do on your Cat.Chat Challenge. Making Jesus the center of your life is such an important part of our faith journey. We want to get to know Jesus more personally as our friend. Make sure you remember to complete your Adventure Goals in your Activity Book and have a parent (or guardian) sign it when you are done.



Play the action song video "The Ultimate One".
It's great for the parents to see their kids singing and doing the actions as they are waiting to pick them up.

Closing Prayer:

In the name of the Father and of the Son and of the Holy Spirit.
Thank you Jesus for being our Good Shepherd and
always leading us where we need to go.
Help us to put you at the center of our lives everyday. Amen.
St. Padre Pio, pray for us!

Take Home Items:

- ☐ Craft
- ☐ Activity Book
- ☐ Vital Verse cards
- ☐ St. Padre Pio saint card
- ☐ Super Saint Symbol (cross)





MY SUPPLY CHECKLIST

☐☐☐☐☐☐☐☐☐☐☐☐☐☐

MY NOTES

○

○

○

REMEMBER...